






# Kitchen safety

## Safety spot

**Can you spot the 5 pictures that show kitchen dangers? Tick the pictures you think might be unsafe.**



# Puzzling pancakes!



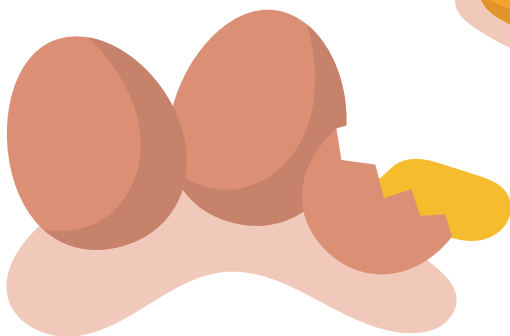
**Can you choose the right answers in our Pancake Challenge?**

## 1. Who made the first pancakes?

- a) The Tudors
- b) The Romans
- c) The Vikings

## 2. Cooking pancakes may not seem risky but most household fires start in the kitchen.

- a) True
- b) False



**3.**

## The world's largest pancake according to Guinness World Records was:

- a) Made in the UK
- b) Made in America
- c) Made in France



## 4. The main cause of kitchen fires is:

- a) A gas fault
- b) Distraction
- c) Poor cooking



## 5. You use water in the pan to cook your pancakes.

- a) True
- b) False



## To stay safe when making pancakes always make sure you:

- Have an adult in the kitchen whilst you are cooking.
- Check that there are no overhanging wires, tea towels or oven gloves on the hob or cooker. These can easily catch fire.
- Pay close attention to the pancake whilst you are cooking to make sure it doesn't burn.
- Turn off the hob or cooker and remove the pan from the heat if you need to leave the kitchen for any reason.
- If you see a fire in the kitchen get out of the house and call 999 when you are safe.



# Answer sheet

## Safety spot

NO PEEKING

These are unsafe:



## Puzzling pancakes!



### 1 = b) The Romans

It's amazing to think people have been making pancakes for so many years!

### 2 = a) True

61% of house fires start in the kitchen. Always make sure an adult is with you in the kitchen if you want to cook something.

### 3 = a) Made in the UK

The pancake made in Rochdale near Manchester actually weighed 3 tonnes, that's the equivalent weight of three cars!

### 4 = b) Distraction

Stay with your food when cooking to reduce the chances of an accidental fire.

### 5 = b) False

Most people use cooking oil to cook their pancakes. Take care as oil can catch fire very easily. Make sure you clean up any spills before turning on the cooker.

